

## First 8 Memphis

was established to implement Shelby County's high-quality early care and education system which aims to prepare:



**90%**

of our children to be Kindergarten ready



**90%**

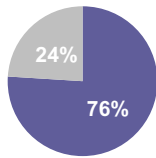
of our 3<sup>rd</sup> graders are reading on grade level by 2025

**First 8 Memphis** is partnering with the City of Memphis and Shelby County government to support, coordinate and administer funding for a comprehensive, universal needs-based Pre-K program for children living in Memphis and Shelby County.

### Enrollment

**1,237** four-year-old children enrolled

**940** Students Enrolled in Financed Classrooms



**297** Students Enrolled in Non-Financed Classrooms

■ Enrolled in Financed Classrooms  
■ Enrolled in Non-Financed Classrooms

2020-21 Enrollment is reflective of students attending virtually, in person, and hybrid.

### Outcomes Financing

**74** Pre-K total classrooms With the capacity to serve **1,480** students (Up from 67 in the 2019-2020 school year.)

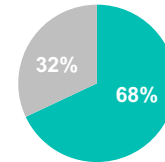
**50** Financed or Pay for Success Classrooms

▲ +1 from 2019-20

**24** Non-Financed or Direct Funded Classrooms

▲ +6 from 2019-20

Sometimes called Pay for Success – Outcomes Financing is a financing approach that gives the government the opportunity to expand services and pay for services that result in strong outcomes.



■ Financed Classrooms  
■ Non-Financed Classrooms

The City of Memphis and Shelby County participated in outcomes financing to ensure accountability and transparency in human services delivery. All classrooms are held to the same standards.

Of the 74 classrooms, 50 participated in the Pay for Success model and are financed classrooms; the remaining 24 are non-financed or direct funded, classrooms.

**12** Pre-K partners across Shelby County



### Attendance

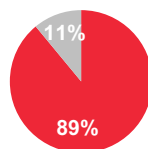
Attendance is considered satisfactory when students attend at least **80%** of total school days for which they were enrolled in a given quarter.

**84%** of students met attendance goals

In collaboration with our Pre-K partners, and to match national goals, First 8 Memphis decreased our Pre-K attendance goal from 90% to 80%.

#### Financed Classrooms

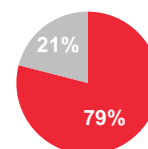
**89%** of financed classroom students met satisfactory attendance.



■ Satisfactory Attendance  
■ Non Satisfactory

#### Non-Financed Classrooms

**79%** of non-financed classroom students met satisfactory attendance.



■ Satisfactory Attendance  
■ Non Satisfactory



## 2020-21 Pre-K Assessments

**78%** of all First 8 Memphis students were administered a Brigance IED III or Istation Pre-K skills assessment during the 2020-21 school year. (964 / 1,237 enrolled students)

### Brigance

**Brigance** was piloted during the 2020-21 school year. Four operators administered the Brigance IED III, and only to students who returned in person. Some students were assessed with both the Brigance and Istation.

*There are a number of factors that could lead to kindergarten readiness not matching up with Pre-K performance. The difference in students reading on grade level when tested in Pre-K using Istation and kindergarten readiness could be attributed to summer slide, learning a new assessment and system for testing, information asked in different ways by differing assessment administrations.*

### Istation

**65%** of First 8 Memphis students were assessed using the Istation literacy Pre-K growth assessment.

**84%** of students assessed were in financed classrooms and **16%** were in non-financed classrooms.



**70%** of First 8 Memphis students assessed were on track for reading at grade level (Tier 1).

(555 / 798 students assessed)

*Calculations only applied to the full-service year students (those enrolled at least 66% of the school year)*

## Kindergarten Readiness

*Kindergarten Readiness data reported below are for 2020-21 Pre-K students who entered Kindergarten the Fall of 2021. Only full-service year students, those who attended 66% of the days enrolled in Pre-K, are included in the data set.*

**Kindergarten readiness** is a marker of elementary school success. It is defined at the 50<sup>th</sup> percentile of a normed national sample.

**76%** Full-service year recipients were matched with a Kindergarten Readiness assessment (648 / 850 full-service year students)

**45%** of students assessed were deemed ready for kindergarten (293 / 648 students matched with an assessment) ✓

**55%** of students assessed were deemed not ready for kindergarten (355 / 648 students matched with an assessment) ✗

*As a result of the public health crisis and subsequent school closures, kindergarten readiness and other achievement data from 2019-2020 was deemed unreliable. The United States Department of Education and the Tennessee General Assembly waived federal and state assessments and accountability for the school year. When compared to previous years, it is likely that First 8 Memphis Pre-K students would have likely tested similarly to students who share similar demographics as our Pre-K students.*



## Family Needs for 20-21

The Family Outcomes Assessment (FOA) is a needs assessment that gathers information from families to ensure that our Pre-K program helps the family meet their needs and goals. The assessment is formally conducted three times per year.



**Food Resources**



**Utility Assistance**



**Internet Access**



**Transportation**



**Adult Education**



**Health Care Referrals**

**86%** of students participated in the Family Outcomes Assessment.

*\*Virtual learning and continued COVID-19 pandemic likely contribute to many of these needs.*

## Pre-K during COVID-19

COVID-19 has had an unimaginable impact on the education of young children. Young children learn best through play and meaningful interactions with others. Many Shelby County Pre-K students experienced virtual learning for much of the 2020-2021 school year.

Pre-K classrooms and programs had a more varied start to the school year than years prior, with most programs beginning in September, and ending late, in mid-June. Pre-K students who transitioned to Kindergarten during the pandemic participated in Kindergarten readiness assessments at the beginning of the school year. Local Pre-K programs, school districts and national Pre-K experts are raising concerns about the validity of remote assessments. School districts, teachers and families have had to adapt to the challenges of virtual learning, quarantining, and other challenges that the pandemic has engendered.

Shelby County data shows that the major contributing factors to low enrollment and attendance include transportation, child and/or family illness and other challenges related to poverty and family needs.

## Synchronous Learning

**Synchronous learning** is the goal of providing high-quality student-centric learning opportunities throughout the school year. It refers to teaching and learning in real-time, face-to-face instruction, either online or in-person.

On average, **83%** of F8M classrooms met the requirement of conducting three synchronous learning opportunities for students per week.\*

## CPIR

**Continuous Performance Improvement Reviews (CPIR)** ensure best practice in teaching and learning.

**100%** of all First 8 Memphis classrooms received one-on-one job-embedded instructional coaching evaluations, quality feedback, and follow-ups.

## Investing in First 8 Memphis Pre-K Students

**\$9,868,000**

Total 2020-2021 F8M Pre-K Budget

**\$7,500**

Spending per Child Enrolled\*

**100%**

Local Government Funding

*\*F8M Pre-K spending was intended to match Preschool Development Grant spending of approximately \$7500 in 2018-2019 school year*

